



PATENTING TRENDS

IN THAILAND

APRIL 2022

GENERAL INFORMATION

The development of Thailand's modern patent system began in the 1870s. Although it started late, as a new industrial country and one of the world's emerging market economies, Thailand's patent development also deserves our attention.

In the first ten years, the number of patents in Thailand remained below 2,000 every year. Since 1996, the number of patents in Thailand has increased rapidly. In recent years, the number of patents published in Thailand has been around 14,000 (as shown in **Figure 1**).

Overall, the number of patents in Thailand has maintained a steady growth trend.

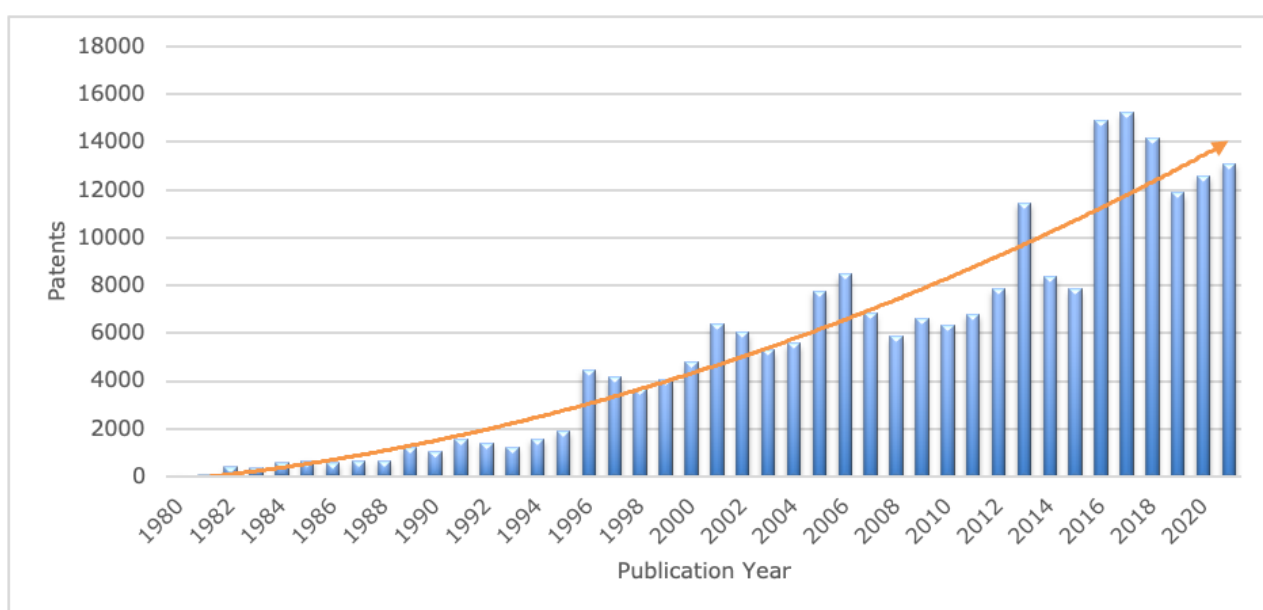


Figure 1 Patent publication trend

PATENT TRENDS IN THAILAND

Among all patents, invention patents accounted for 61.86%. Meanwhile, the proportion of exterior design in Thailand reached 29.68%, which is in sharp contrast to the countries analyzed in previous reports (as shown in **Figure 2**). This may indicate that the design has received more attention in Thailand.

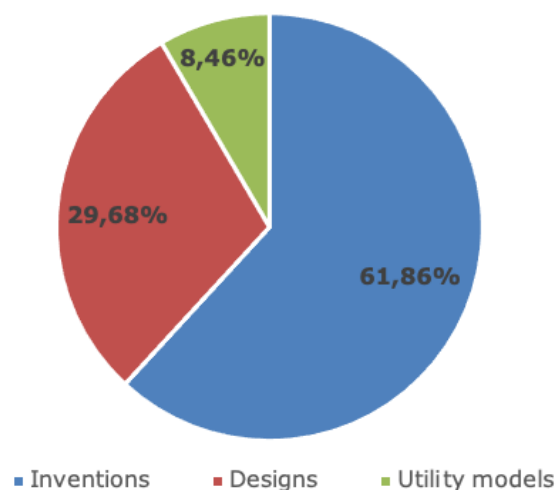


Figure 2 Patent type

At present, only 12.08% of Thailand's patents are still in force, and most of the other patents are not in force or are pending (as shown in **Figure 3**).

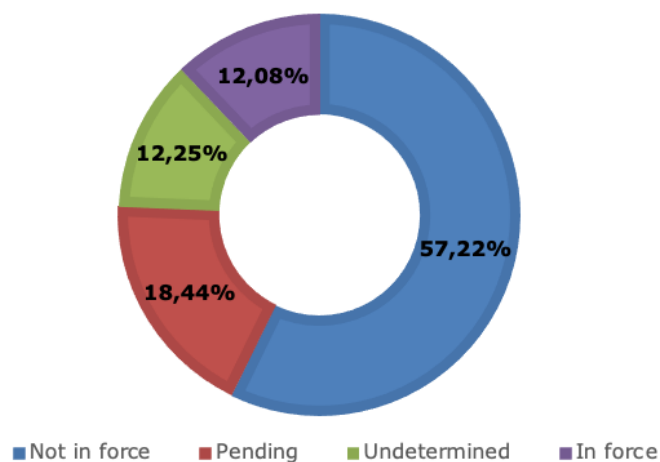


Figure 3 Legal status

GEOGRAPHIC TERRITORIES

When analyzing the complete historic Thailand patent publications, it is clear that Thailand was the largest country of origin, accounting for 84.36% of the total. The United States was historically the country with the largest number of foreign patent applications in Thailand, accounting for 10.90% of the total, followed by Japan, accounting for 7.12% of the total (as shown in **Figure 4**).

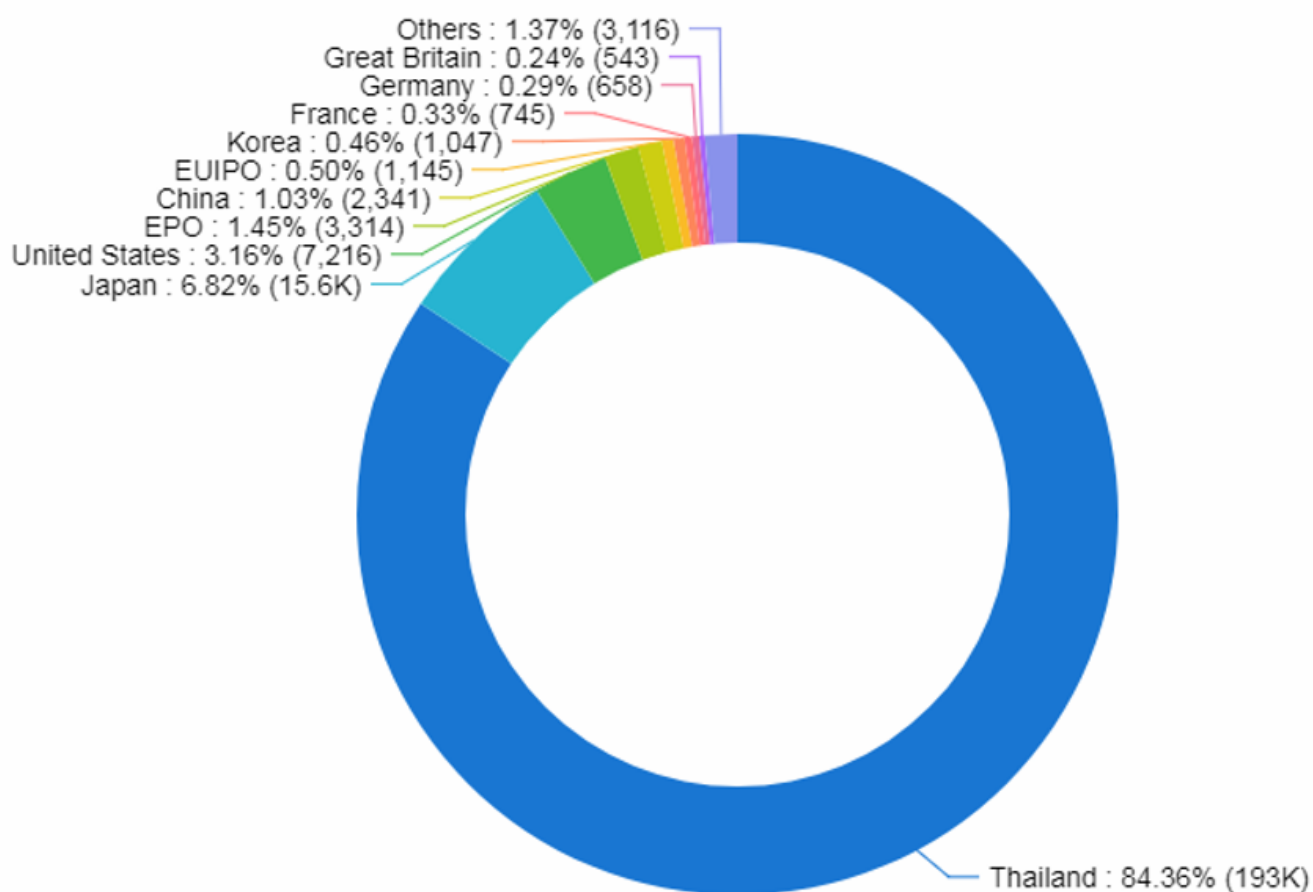


Figure 4 Top countries of origin

PATENT TRENDS IN THAILAND

However, since 2012, the number of patents applied by foreign companies has been increasing every year, while those in Thailand have decreased (as shown in **Figure 5**). It shows that Japan, the United States and Europe pay more and more attention to Thailand's patents.

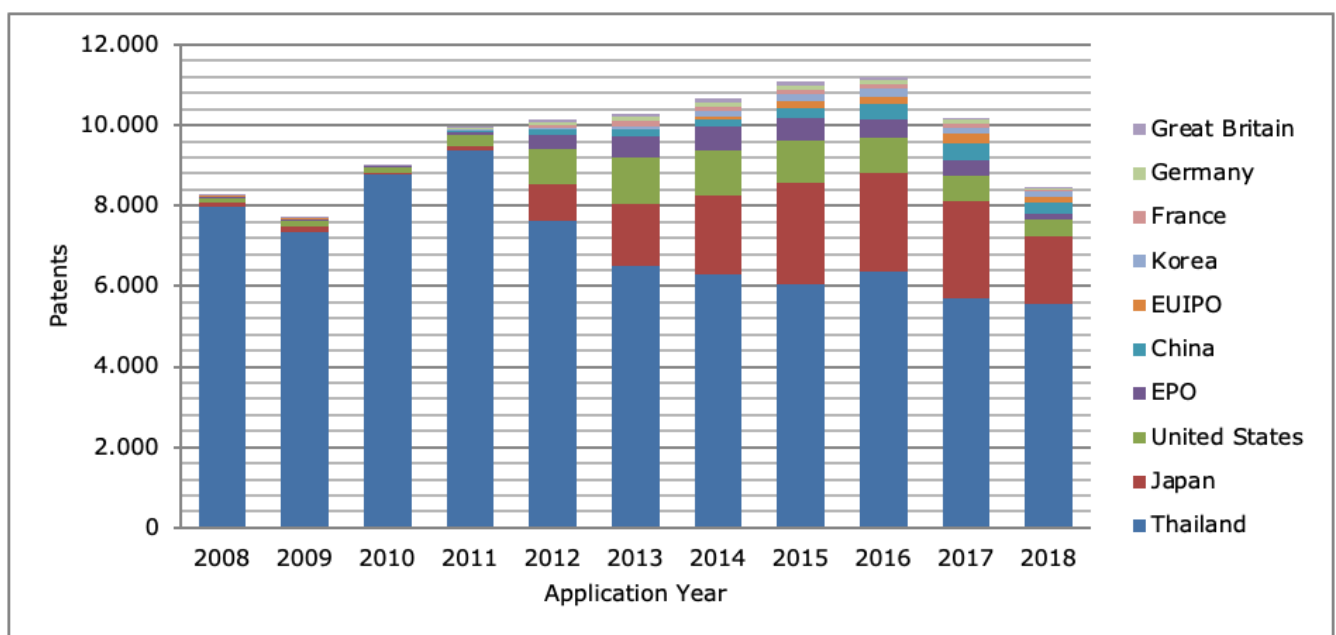


Figure 5 Top countries of origin trend

KEY TECHNOLOGIES

Among the patents in Thailand, the top 10 IPC classification numbers are A61F13/15, C22C38/00, A23L1/00, etc. (as shown in **Figure 6**), indicating that Thailand's patents mainly focus on daily necessities.

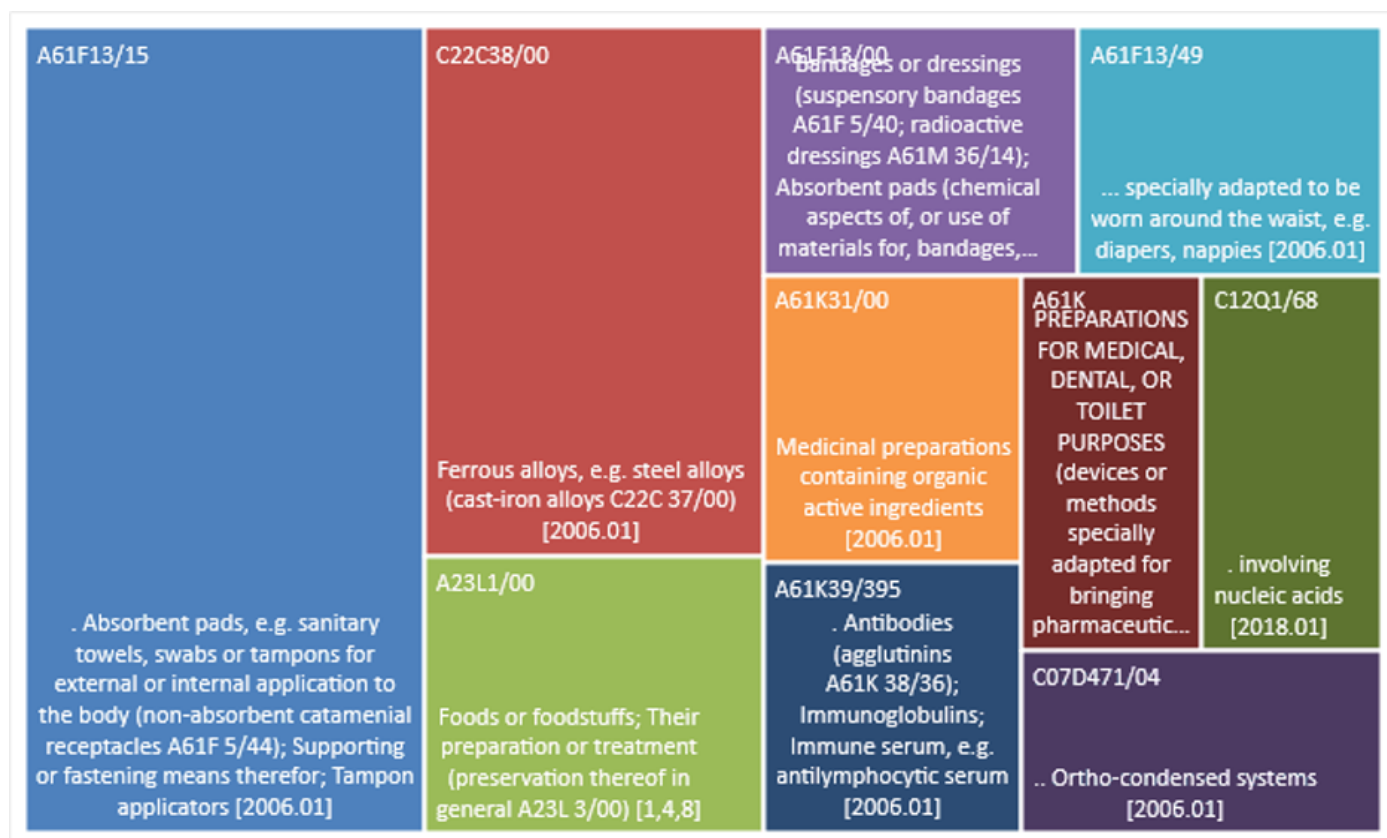


Figure 6 The top 10 IPC classification numbers

STANDARDIZED CURRENT ASSIGNEES

In addition to local companies in Thailand, the top five foreign companies in Thailand in terms of patent applications are Honda, P & G, Kao, Unilever and Colgate (as shown in **Figure 7**).

Among all foreign companies, Honda has the largest number of patent applications, reaching 2322. This is mainly because Thailand is the automobile manufacturing center in Southeast Asia and the largest automobile market in ASEAN.

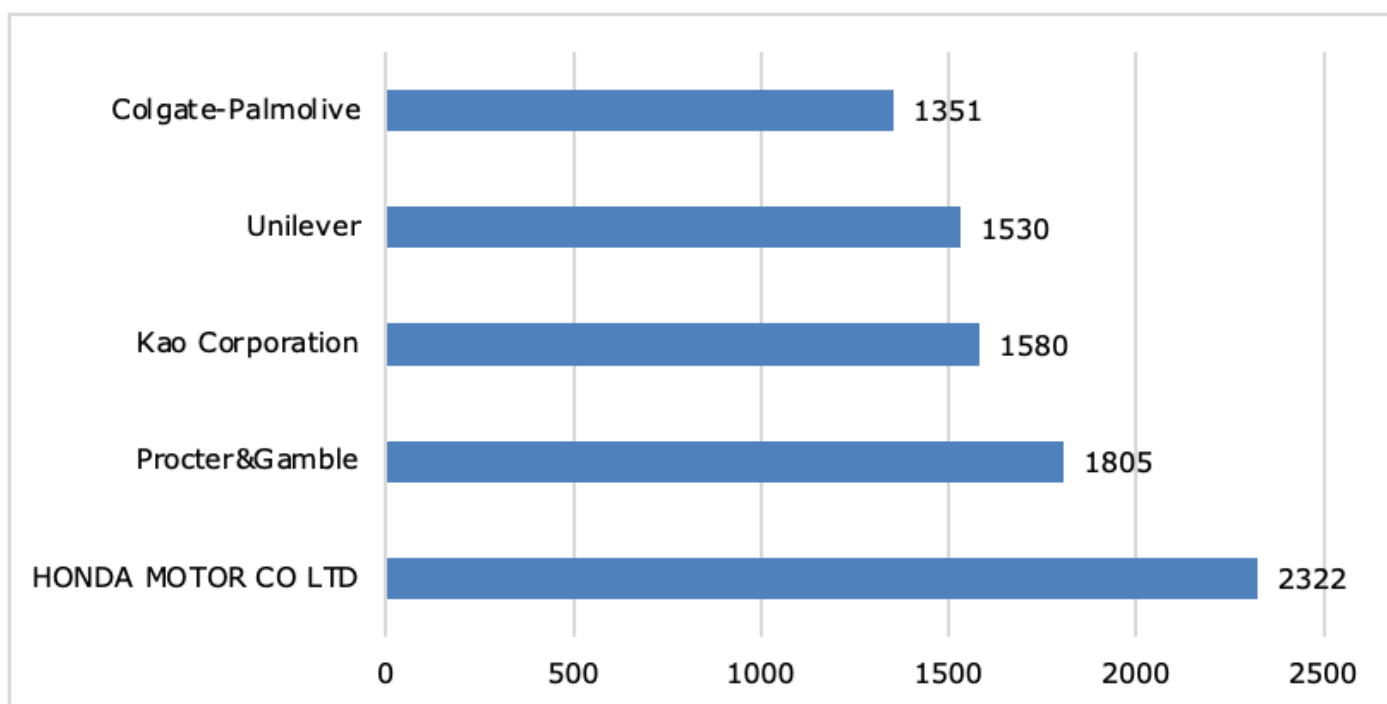


Figure 7 The top 5 foreign standardized current assignees

CONCLUSION

As one of the major countries in Southeast Asia, Thailand's economic market has received more and more attention in recent years, which has also effectively promoted the development of Thailand's patents. It can be predicted that in the next few years, automobiles, daily necessities and cosmetics will still be the hot fields of Thailand's patents.

Note: All numbers used and statements made in this report are indicative and for information purposes only. No warranty or liability is given nor accepted for anything published in this report.