

TREND REPORT

Patenting trends in Saudi Arabia



MARCH 2024

The world's most complete IP data collection



LIGHTHOUSE IP

Index

Introduction	3
Part I: General information	4
Part II: Geographic Territories	7
Part III: Key Techonologies	9
Part IV: Standardized Current Assignees	10
Conclusion	11

Introduction

Saudi Arabia is one of the countries with the highest oil reserves, production, and sales volume in the world, known as the "Kingdom of Oil". Driven by the petroleum industry, Saudi Arabia's industrial economy has developed well. This report reveals the development of Saudi Arabia's patent industry (Data as of March 15, 2024).

Part 1:

General information

The number of patents in Saudi Arabia is not large, and currently there are 48,897 available patents, of which 83.06% are invention patents and 16.94% are design patents (as shown in [Figure 1](#)).

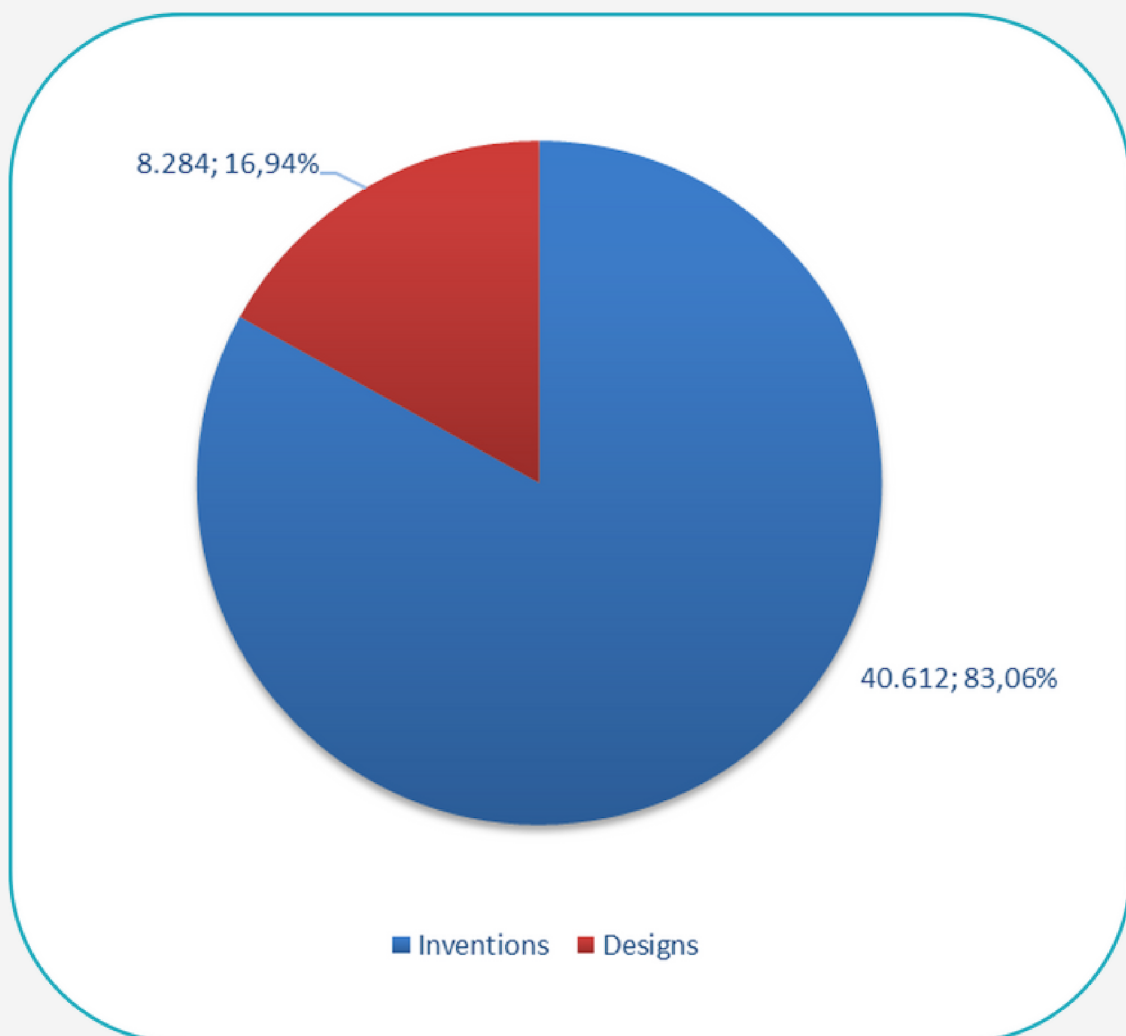


Figure 1 Patent types

From the perspective of legal status, in patents that can obtain legal status information, 61.87% are not in force, 23.35% are in force, and 14.79% of patents are still under review (as shown in [Figure 2](#)).

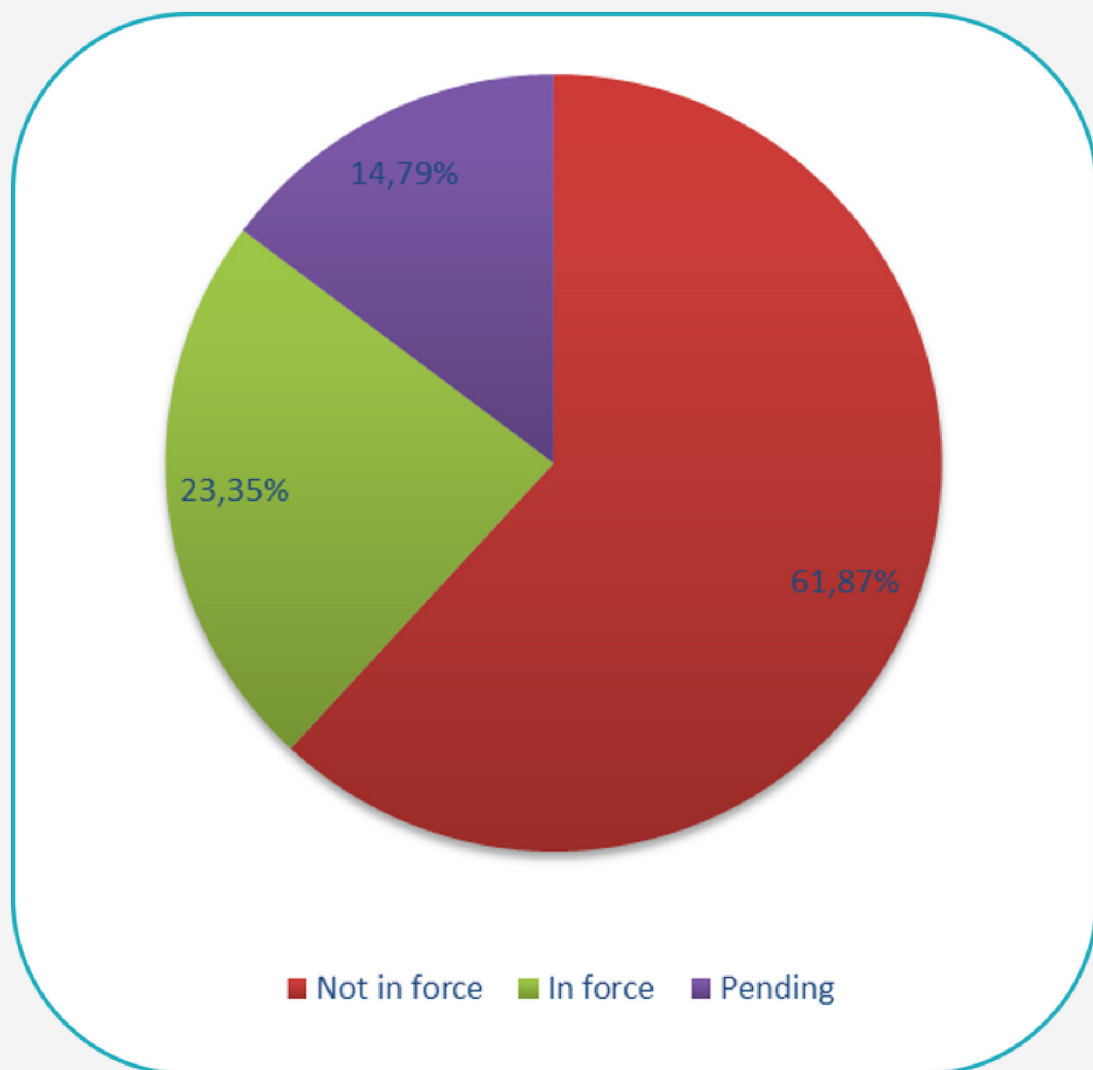


Figure 2 Legal status

Analyzing the trend of patent applications in Saudi Arabia over the past 20 years, before 2014, the annual number of patent applications in Saudi Arabia was relatively small, while from 2015 to 2022, the annual number of patent applications was much higher than before (as shown in [Figure 3](#)). Meanwhile, from 2016 to 2021, the number of patent applications in Saudi Arabia showed a downward trend, but suddenly increased again in 2022. The number of patent applications in 2023 is very small, because some patents have not been publicly disclosed.

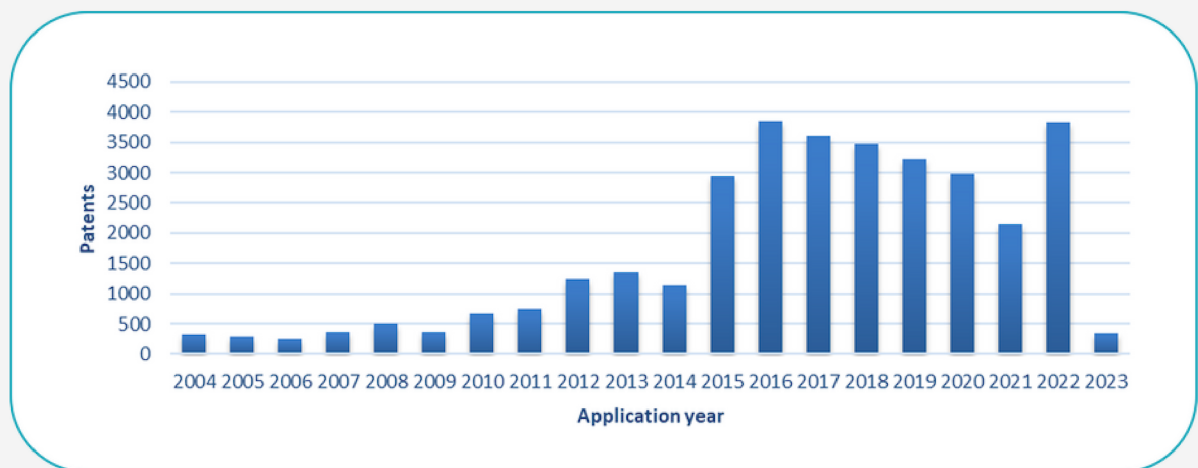


Figure 3 Patent application trend in Saudi Arabia

Part 2: Geographic Territories

In terms of patent technology origin, the proportion of patents applied for domestically in Saudi Arabia is 18.42%, while the remaining 81.58% of patents come from foreign filers. Among foreign filers, the United States have applied for the most patents in Saudi Arabia (as shown in [Figure 4](#)).

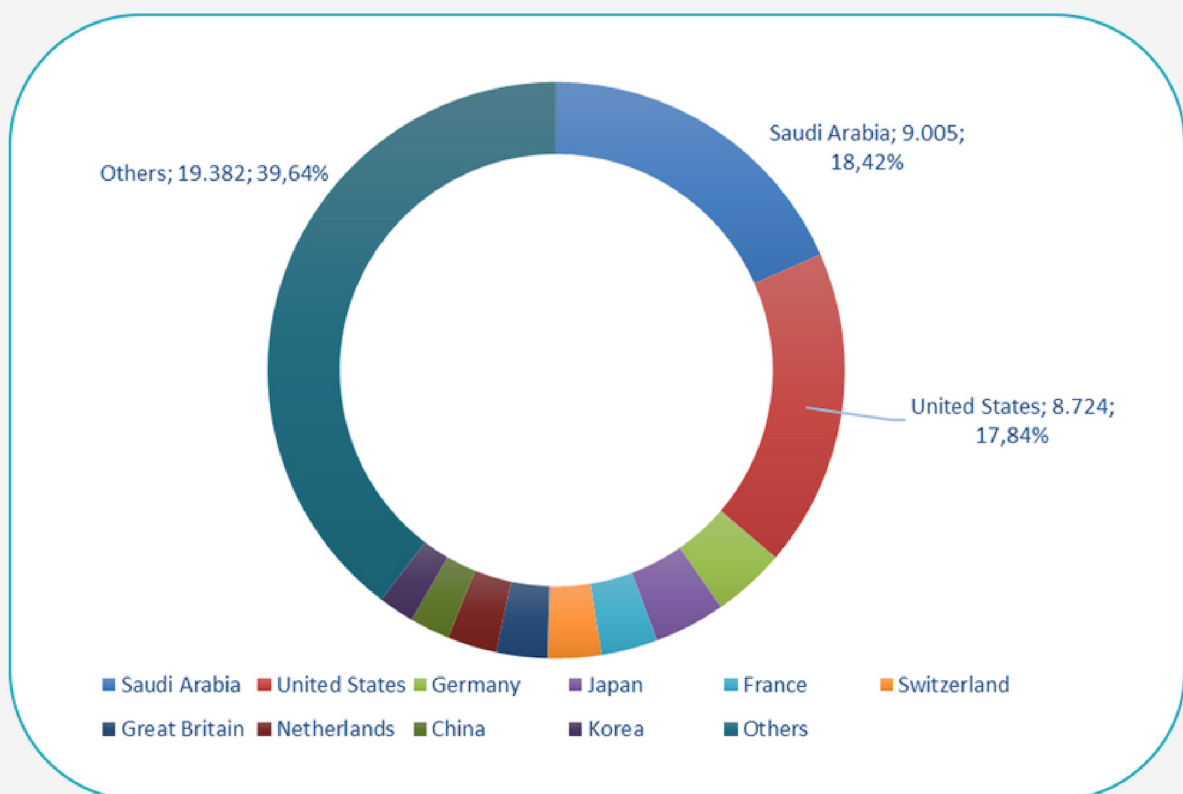


Figure 4 Top regions of origin

Analyzing the trend of domestic and US filers applying for patents in Saudi Arabia, after 2015, the number of patent applications by filers in both countries has significantly increased compared to the past (as shown in [Figure 5](#)). Among them, from 2017 to 2020, the number of patent applications by US filers showed a downward trend, while the number of patent applications by domestic filers showed an increasing trend. In addition, in 2022, the number of patent applications in Saudi Arabia by domestic filers increased significantly compared to 2021.

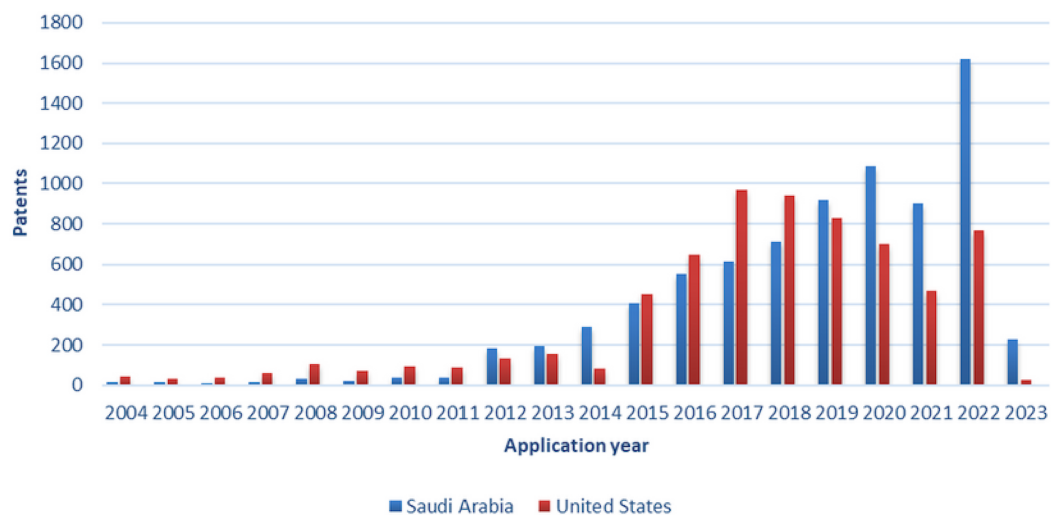


Figure 5 Patent application trend of top countries

Part 3: Key Technologies

Analyzing the technology fields that have been publicly patented in Saudi Arabia, IPC classification number A61K corresponds to the most patented technologies, indicating that preparations for medical have the highest level of attention (as shown in [Figure 6](#)). At the same time, there are also many corresponding patents such as C07C and C07D, all of which belong to the field of organic chemistry, and the patents involved may be closely related to the local petroleum industry.

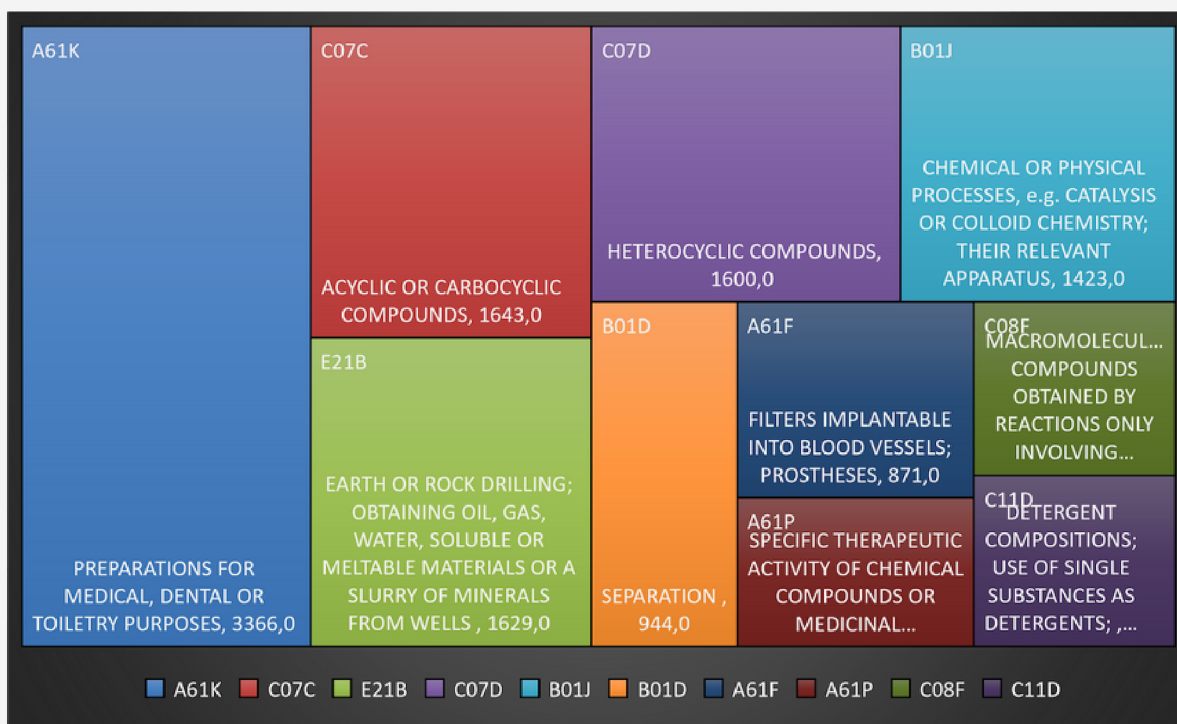


Figure 6 The top 10 IPC classification numbers

Part 4: Standardized Current Assignees

In terms of patent filers, Saudi Arabian Oil CO have applied for the most patents, followed by Procter & Gamble (as shown in [Figure 7](#)).

Meanwhile, most of the top ten applicants are enterprises engaged in energy and chemical related fields.

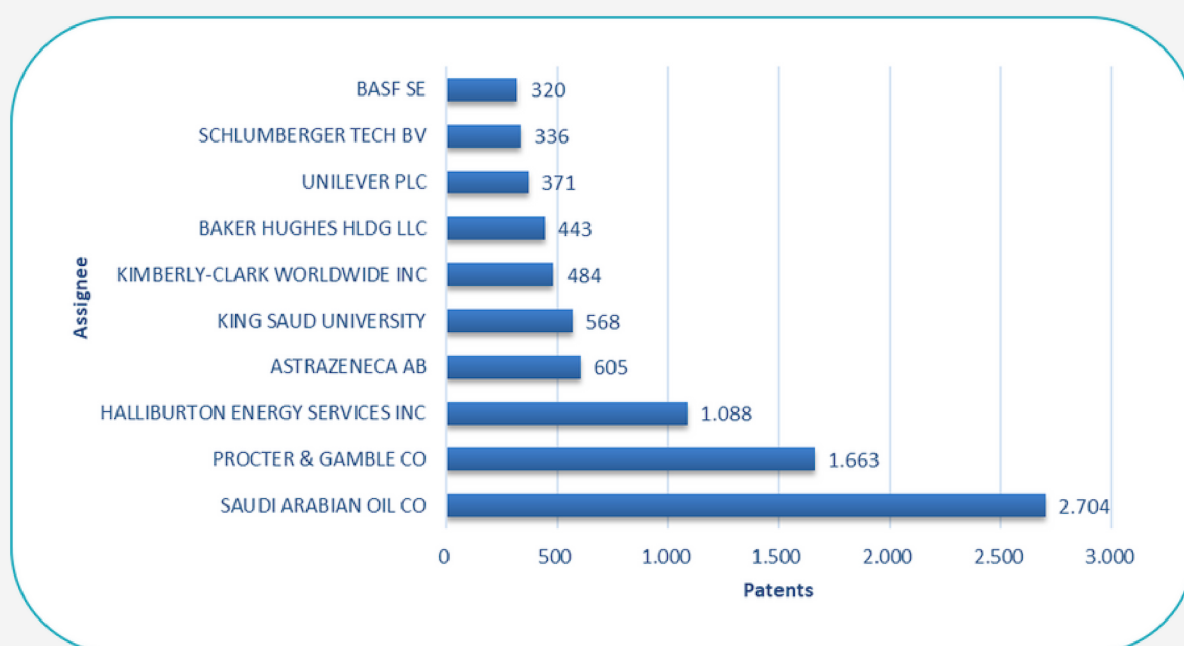


Figure 7 The top 10 standardized current assignees

Conclusion

The overall number of patents in Saudi Arabia is relatively small, but in recent years, the number of patent applications from domestic and foreign applicants has increased, with a large portion of patents concentrated in the pharmaceutical and chemical industries.

Note: All numbers used and statements made in this report are indicative and for information purposes only. No warranty or liability is given nor accepted for anything published in this report.

Tupolevlaan 81, 1119 PA Schiphol-Rijk
The Netherlands
Telephone +31 85 800 0024
info@lighthouseip.com

lighthouseip.com

The world's most complete IP data collection



LIGHTHOUSE IP